



## Active Learning Session 2- Day 1

# Objectives of the Session

- Understand the concept of active learning
- Explore active learning strategies
- Apply active learning strategies in practice

# Task 1



5 + 10 mins

## What is active learning?



### Individual Task

Write in your words understanding of active learning.



### Group Task

Discuss in groups and make one definition of active learning.



## Task 2



5 + 10  
mins

### Video Watch



1. [Hands-on Math Lesson](#)



2. Review the definition of active learning and write the final one on the flip chart paper and share it with the whole class.




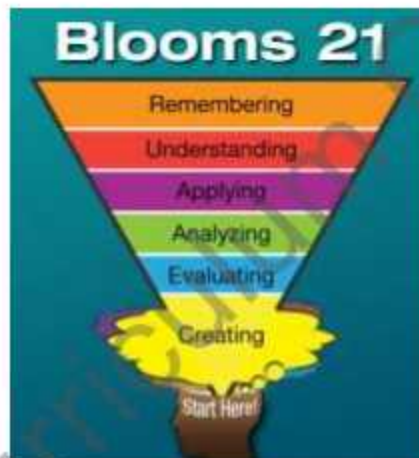




# Task 3. What Does Learning Mean To You?



(10 mins)





20 mins

## Task 4 a. Models of Active Learning

### **Constructivist-Behaviourism**

Read the given Article individually and do the following :

1. Mark in green the Aha Moment/s
2. Mark in Red unanswered queries
3. Mark in blue disagreement
4. Write your own interpretation of the text  
( 50 words)

### **Social Constructivist**

Working in your assigned group, complete the given tasks as follows

1. Match the cognitive verbs in envelope A with the relevant headings in envelope B
2. Place them in order of complexity from low to high

## 4 b. What Is Active Learning? (10 mins)

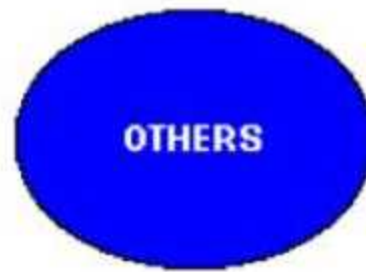
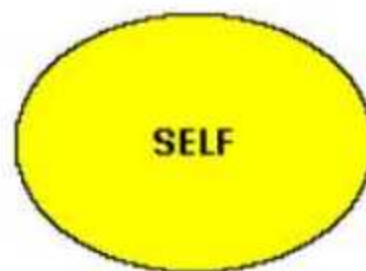


7 mins

### A Model of Active Learning

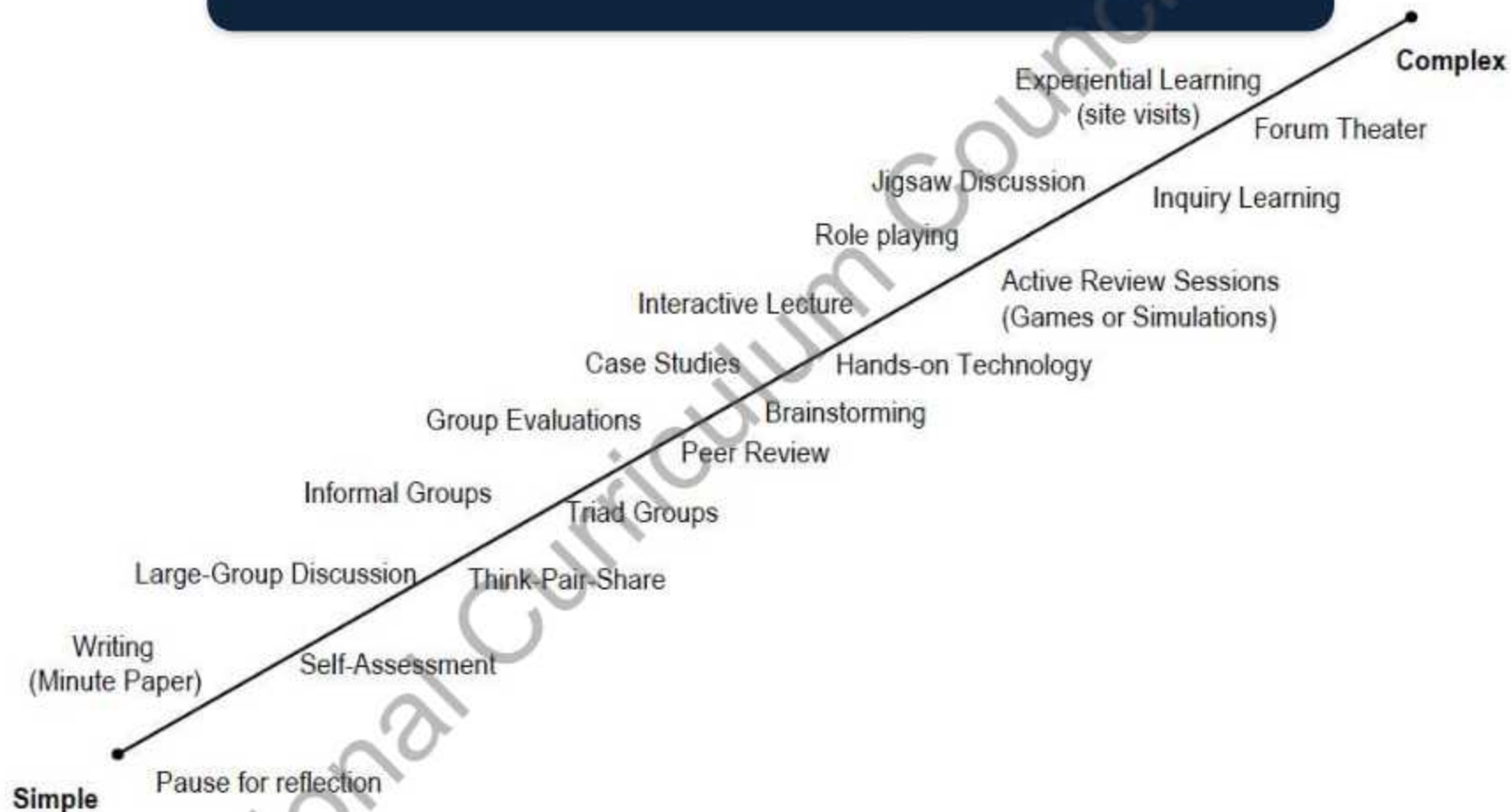
EXPERIENCE OF:

DIALOGUE WITH:





# Active Learning Techniques



This spectrum arranges active learning techniques by complexity and classroom time commitment.

Prepared by Chris O'Neal and Terisha Pinder-Grover, Center for Research on Learning and Teaching, University of Michigan

# Task 5..... Toolkit **5 W 1 H**



15  
mins

What

<Insert your text here>

Why

<Insert your text here>

Where

<Insert your text here>



When

<Insert your text here>

Who

<Insert your text here>

How

<Insert your text here>

# Wrap up



10 mins

- **Active Learning Strategies modelled for you today:**

- Reflective Questioning (Associating your own real world experiences to learning)
- Reflective Discussions (Associating with common learning experiences)
- Group Work
- Think-Pair-Share
- Jigsaw Reading

## 3-2-1 Summary

**identify:**

- 3 things you learned that you did not know before
- 2 questions you still have about Active Learning
- 1 thing you will be able to implement in your classroom/training session tomorrow

# Extended Hands on Active Learning

## 2 Minute Paper

- List at least three the activities that you do in your classrooms (for your subject, grade level) that get you maximum engagement from students

## Think-Pair-Share

- From your list of activities that you do in your classroom, sort out activities according to the learning continuum

